

Caroma®

Urbane Invisi II

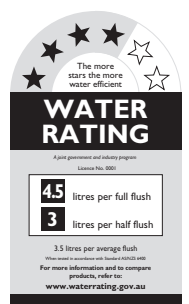
**4.5/3 litre Dual Flush Toilet Suite with
Urbane Wall Faced Box Rim Vitreous China Pan
and Invisi II Cistern for Inwall, Under Counter,
Induct or Inceiling applications**



CI/SfB	(74.1)	g3
Date	October 2015	

Supersedes all previous issues

3.83.1



Caroma®

Urbane Invisi II

4.5/3 litre Dual Flush Toilet Suite with Urbane Vitreous China Wall Faced Box Rim Pan and Invisi II Cistern for Inwall, Under Counter, Induct or Inceiling applications



Pictured with Caroma Arc Soft Close seat

A classic designed wall faced concealed toilet suite comprises the **Urbane** pan and trusted Caroma **Invisi II** cistern suitable for use in domestic and commercial projects. The pan connection system includes the patented Caroma Uni-Orbital® Connector extends to any position in a 50mm radius, unlike traditional connectors that only move backwards and forwards. The setout range is from 60mm – 120mm with a recommended setout of 90mm. The smooth sided pan matched with the concealed cistern offer a seamless finish to your bathroom. Choose from a variety of buttons from the Caroma range to complete your desired look.

- Pan:** Urbane wall faced back inlet 4.5 litre full flush box rim pan
- Traps:** Universal trap for S or P-trap installations.
- Inlet:** Fully glazed 50mm back inlet for concealed cistern and flushvalve installation.
- Cisterns and Flushvalves:** **Invisi II Cistern** – suitable for inwall, under counter, induct and in ceiling applications. For push button and access plate (supplied separately) options see chapter 6.15.1 CISTERNS of the Caroma Technical Manual.
- Fixing:** The pan can be fixed to the floor by either bedding into mortar or using the D82 Concealed Fixing Bracket.
- Seats:** The **Arc** soft close thermoset toilet seat is provided as standard with the Urbane suite. See chapter 5.01 SEATS of the Caroma Technical Manual for further details.
- Colours:** White only.
- Installation:** The installation of the toilet suite shall be in accordance with the normal minimum drainline grade requirements in AS/NZS 3500.2.
- Dimensions:** All dimensions are in millimetres and are subject to normal manufacturing variations. Caroma pursues a policy of continuing improvement in design and performance of its products. The right is therefore reserved to vary specifications without notice.

Urbane Invisi II Wall Faced Suite Inwall/Under Counter Installations

Urbane Invisi II 4.5/3 litre Wall Faced Toilet Suite with Back Inlet Pan, Internal Overflow Cistern and Seat:

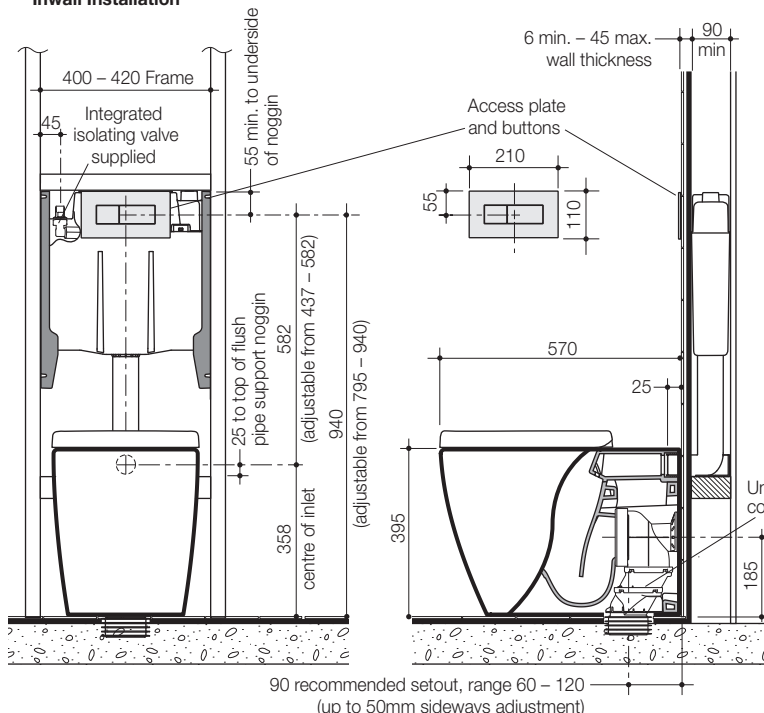
Code No.

Inwall/Under Counter/Induct/Inceiling
with Arc Soft Close Seat

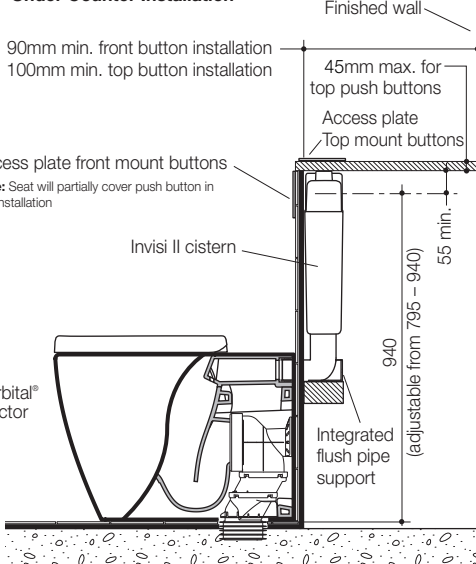
742500

Button options: see 6.15.1

Inwall Installation



Under Counter Installation



Note: access to cistern internals can be achieved through either front or top mount button plate option.